

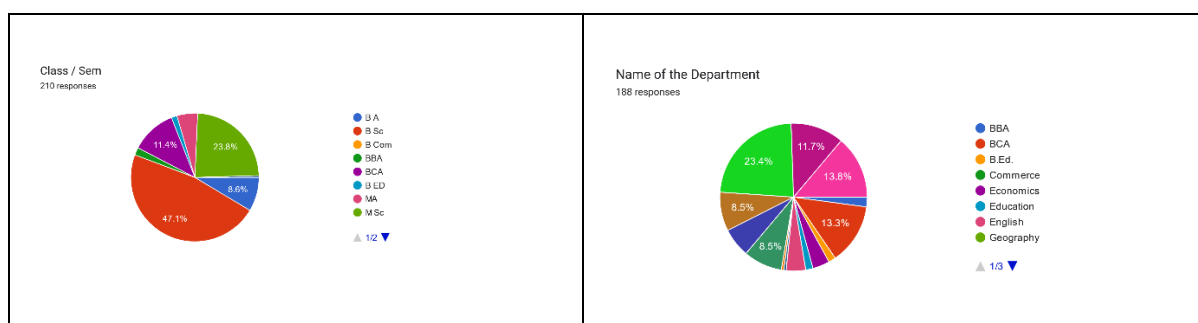
LSM Government PG College, Pithoragarh

Summary of feedbacks

(2021-22)

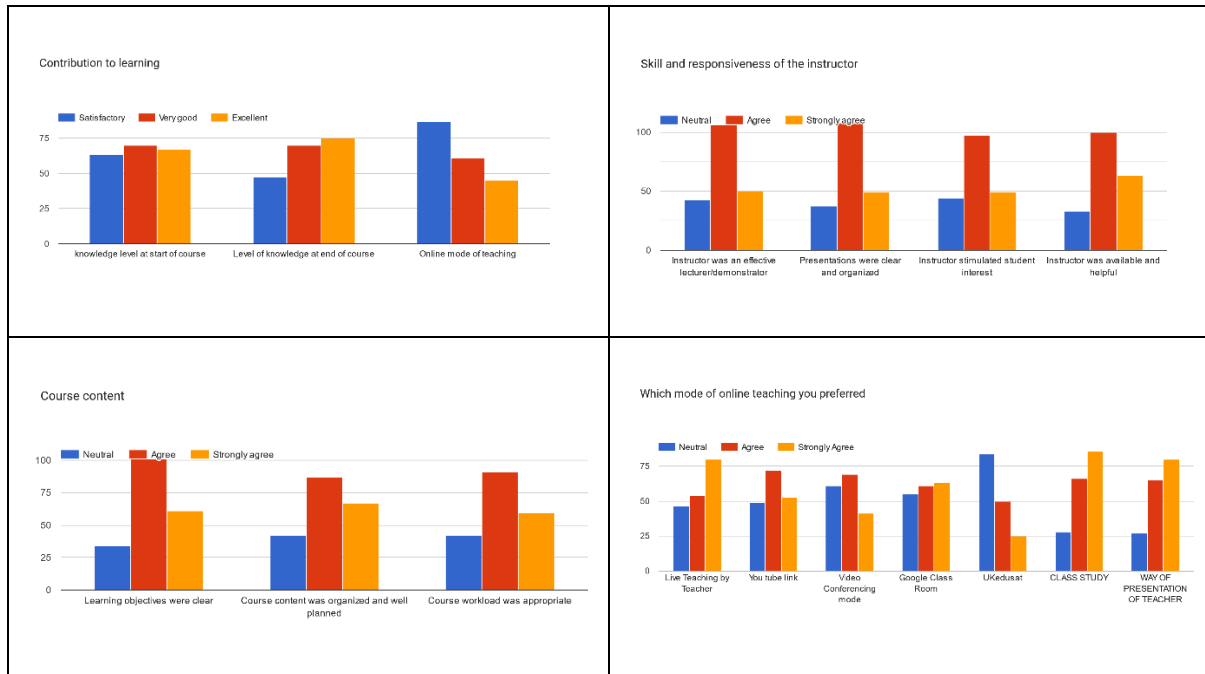
(1) Students' feedback

The feedback collection was conducted among the students of Laxman Singh Mahar Government Post Graduate College, Pithoragarh through Google-forms in the academic session 2021-22. Two hundred ten (210) students participated in this online feedback activity from a multitude of departments and faculties. The highest responses (**47.1%**) were obtained from the science undergraduate program, B.Sc. while **8.6%** responses were recorded by students of arts/humanities undergraduate program, B.A. From professional courses, departments of business administration and computer applications contributed **23.8%** and **11.4%** of responses.

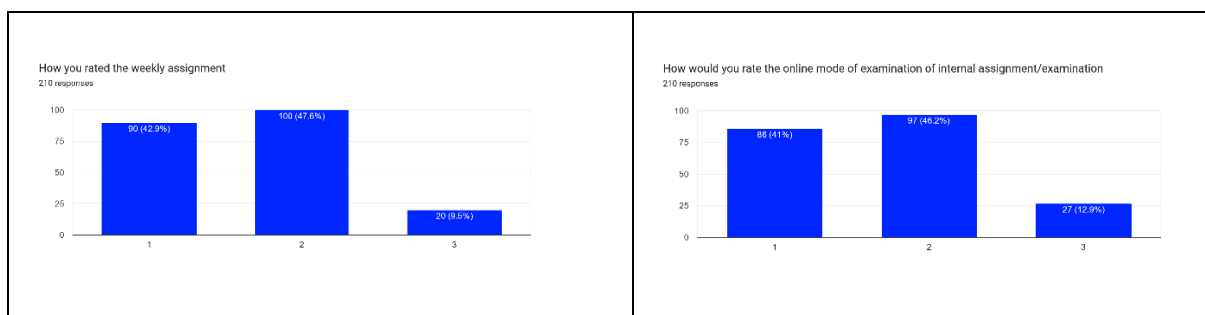


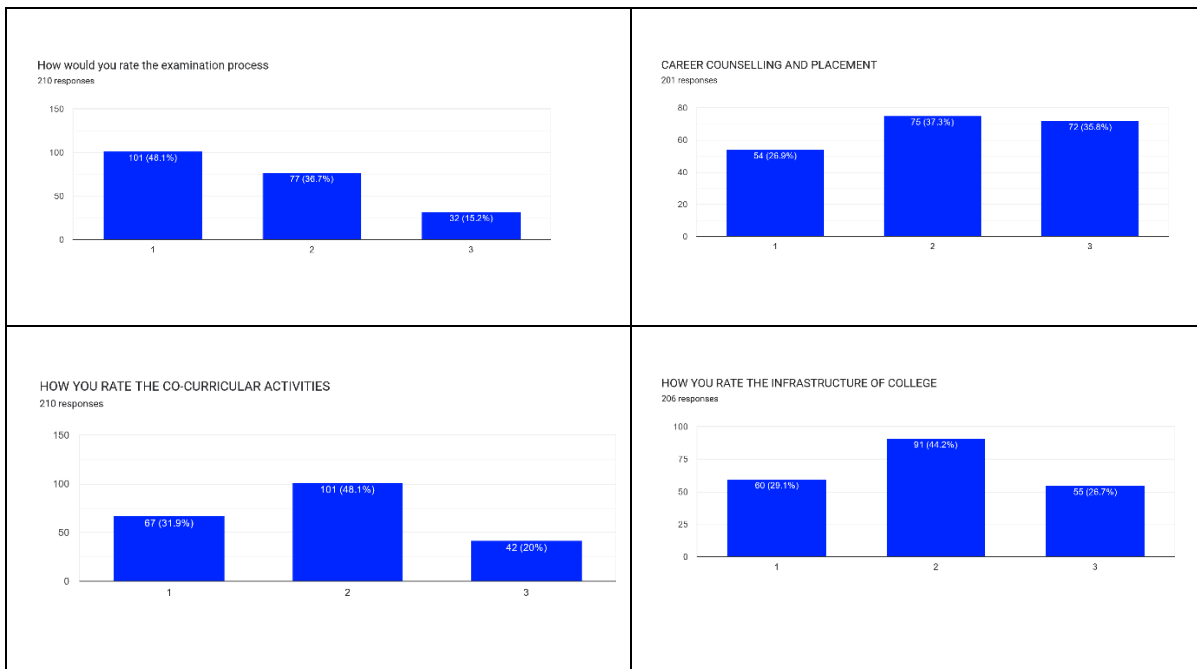
The perception of the efficiency of faculties were asked from the students to assess level of efforts in the scale of **1-3**, where 1 being the satisfied and 3 being the dissatisfied. **57.1%** students believe that they are satisfied with teachers' endeavours. While only **8.9%** of students are not satisfied. The contribution to learning was asked in terms of knowledge level at the start of the course and as well as at the end of the course over the tri-class of indicators: satisfactory, very good, and excellent. A reduction of about **25%** in satisfactory level and an improvement of about **12%** have been observed at the end of the course, while about **33%** of students reported no change in the very good level. **41.4%**, **29.05%** and **21.43%** of students believe that the online teaching and learning process is satisfactory, very good and excellent respectively. Thus, it seems that most of the students are not comfortable with the online teaching-learning paradigm. **49.04%** students agree that faculty members are effective demonstrators, their presentations are clear, they are helpful and they develop interest towards studies in them. On the other hand, **25.24%** and **18.57%** students bear strongly agree and neutral opinions respectively for the above-mentioned qualitative qualities. While assessing the course contents, **48.09%** of students agree and **16.19%** of students are neutral that learning objectives were clear to them; **41.43%** of students agree and **20%** of students are neutral that course contents are well-organised; **43.33%** of students agree and **20%** of students are neutral that they had an appropriate workload of courses.

When the preferred mode of teaching was asked, **38.09%** of students strongly agree, **25.71%** of students agree and **21.90%** of students are neutral about the traditional, live classroom teaching. **30%** and **29.04%** of the students are strongly agree and agree respectively that they are comfortable with teaching-learning activity through the Google classroom, while 26.19% bear neutral opinion in this regard. **30.96%** of students agree that teaching and learning through video conferencing platforms and YouTube links may be preferred, while 22.38% and 46.19% of students are strongly agree and bear neutral opinion respectively for the above-mentioned mode of teaching and learning activities.

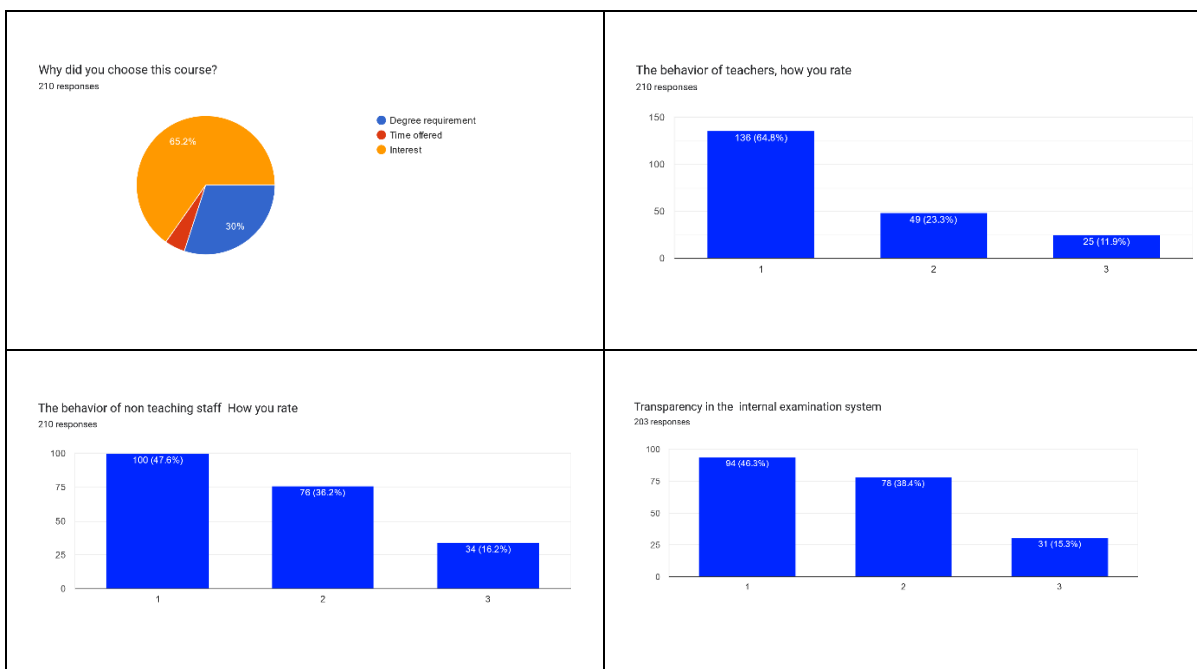


Next, the feedback for the evaluation techniques were exercised. Students were asked to rate weekly assignments and process of internal examinations or assignments through online mode on the scale of 1-3; where 1 being the highest positive rank/response. About **42%** of students marked 1, **46%** of students marked 2, and rest marked 3. **48.1%** of students are most satisfied with the examination processes being conducted, while **15.2%** of students are less satisfied in this domain. **37.3%** of students put practices of career counselling and placement being conducted at the second position in the scale of 1-3. Only **20%** of students put co-curricular activities at the third position in the scale of 1-3. The infrastructure of the college has been rated at level 2 in the scale of 1-3 by **44.2%** of the students.

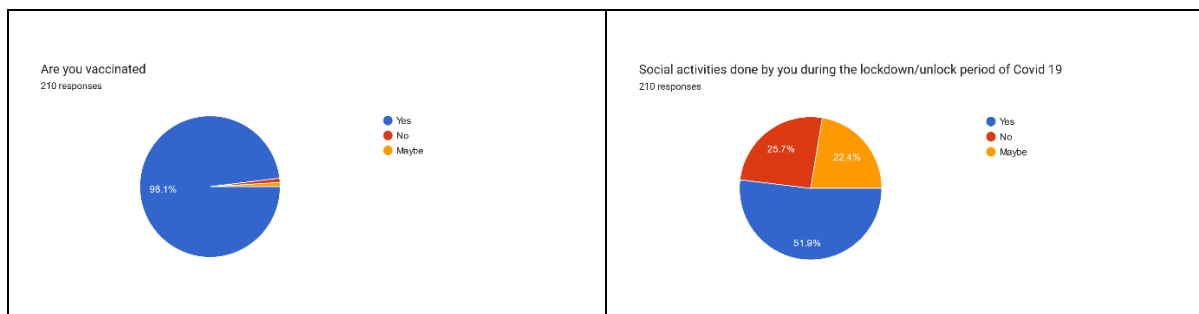




65.2% of the students answered that they chose the course being studied by them because they have interest in it, while **30%** of them chose the studied course for degree requirements. **64.8%**, **23.3%** and **11.9%** of the students ranked the behaviour of faculty members at level 1, 2, and 3 respectively. **47.6%**, **36.2%** and **16.2%** of the students ranked behaviour of non-teaching/office staff level 1, 2, and 3 respectively. **46.3%** students put transparency in the internal examinations as the top most level, while **38.4%** and **15.3%** put the same at second and third levels respectively.

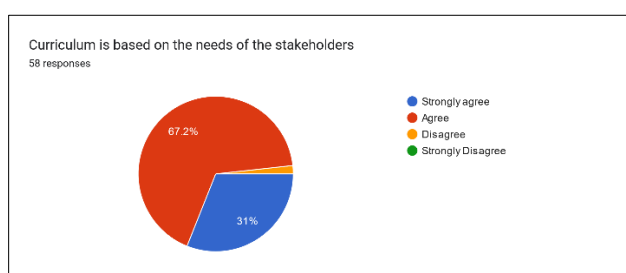


98.1% of the respondents have taken the vaccine against the current COVID-19 pandemic. **51.9%** of them mentioned that they were involved in social welfare activities during the lockdown/curfew periods. Most of the students suggested to improve lab facilities, to provide Internet access in the college, to improve hygiene and cleanliness of washrooms, to improve book facilities, and to improve the parking system.




(2) Teachers' feedback

The feedback collection was conducted among the faculty members of Laxman Singh Mahar Government Post Graduate College, Pithoragarh through Google-forms in the academic session 2021-22. Fifty-eight (58) teachers participated in this online feedback activity from a multitude of departments. **31%** faculty members strongly agree that the curriculum is based on the needs of the students, while **67.2%** of teachers agree with the above point.

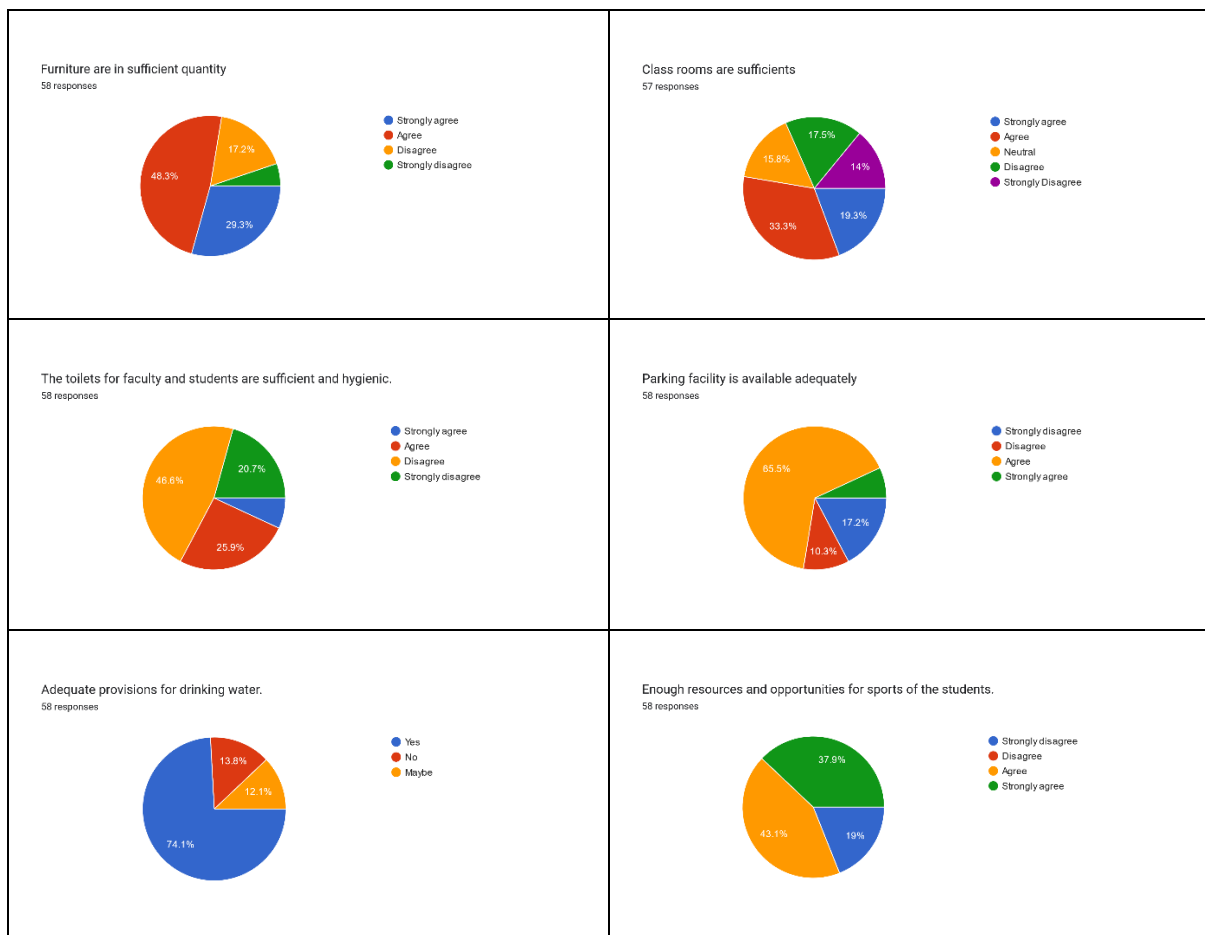


When asked about the condition of the central and departmental libraries, **17.2%**, **58.6%**, and **19%** of the teachers strongly agree, agree, and disagree respectively that adequate number of prescribed and reference books are available in the central library. On the other hand, **45.6%**, **14%**, **19.3%**, and **17.5%** of teachers bear agree, neutral, disagree, and strongly disagree opinions respectively that an adequate number of prescribed and reference books are available in the department library.



When the points of infrastructure came, **29.3%**, **48.3%** and **17.2%** of the teachers strongly agree, agree and disagree respectively that sufficient furniture is available in the classrooms and laboratories. **33.3%** of faculty members agree that sufficient classrooms are available in the college, while **19.3%** of them strongly agree with the above point. **46.6%** of the faculty members disagree with the fact that the toilets for faculty and students are sufficient and hygienic, while **25.9%** of them are agree with the above fact. **65.5%** of the faculty members agree that the adequate parking facilities are available in the college, while only

10.3% of them are disagree with the above fact. **74.1%** of the teachers reported that there are adequate provisions for drinking water in the college, while only **13.8%** of them do not feel that adequate drinking water facility is available. **37.9%** and **43.1%** of the faculty members strongly agree and agree respectively that sufficient resources and opportunities for sports are available for the students.



36.2% and **51.7%** of the faculty members strongly agree and agree respectively that the course objectives and their outcomes are well defined and clear to the faculty members. While only **10.3%** of the teachers bear neutral opinion about this point. **22.4%** and **53.4%** of the teachers strongly agree and agree that they are free to adopt innovative and new techniques of teaching. While, only 1.7% of them disagree with the above affair.

